

Publications at Universidade Estadual de Campinas within COVID-19 Research 2020

Publications at Universidade Estadual de Campinas within COVID-19 Research | 2015 to 2020
2015 to 2020

Overall research performance

Entity: Publications at Universidade Estadual de Campinas within COVID-19 Research | 2015 to 2020 ·

Year range: 2015 to 2020 · Data source: Scopus, up to 13 Jan 2021 ·

119

Scholarly Output 

95.80% Open Access

944

Authors

3.33

Field-Weighted Citation Impact 

626

Citation Count 

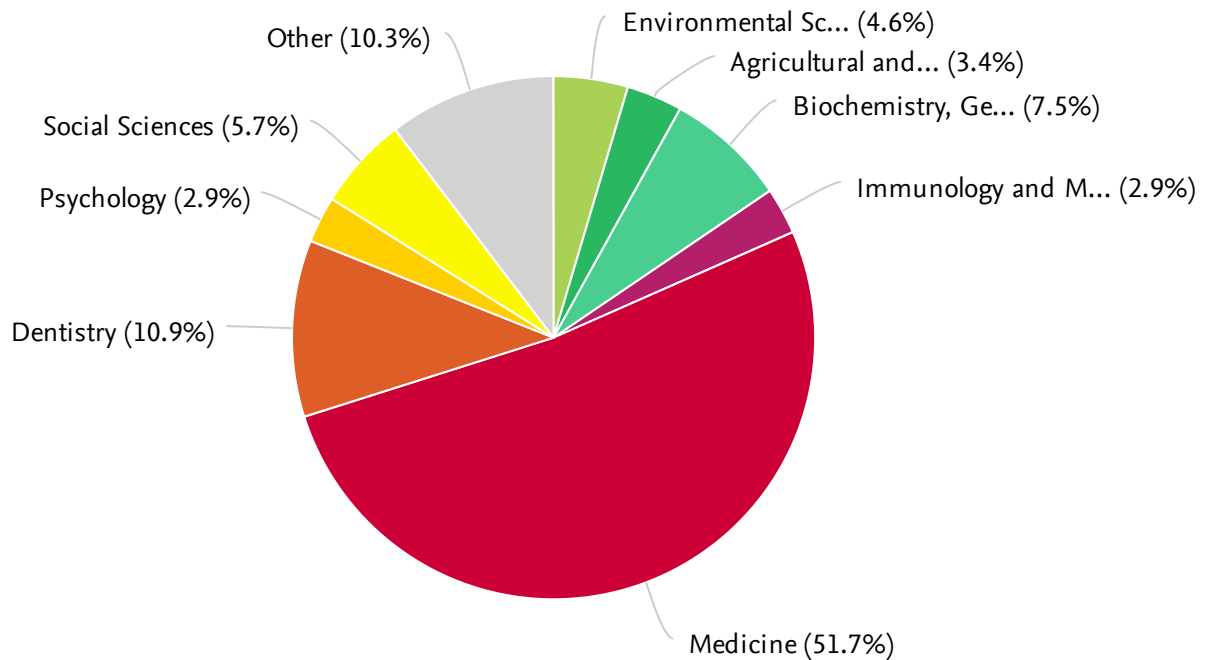
5.3

Citations per Publication 

Publications by Subject Area

Entity: Publications at Universidade Estadual de Campinas within COVID-19 Research | 2015 to 2020 ·

Year range: 2015 to 2020 · Data source: Scopus, up to 13 Jan 2021 ·



Outputs in Top 10% Citation Percentiles summary

Entity: Publications at Universidade Estadual de Campinas within COVID-19 Research | 2015 to 2020 ·

Year range: 2015 to 2020 ·

Data source: Scopus, up to 13 Jan 2021 ·

Publications in top 10% most cited worldwide (field-weighted)



Publications at Universidade Estadual de Campinas within COVID-19 Research | 2015 to 2020
27.7%

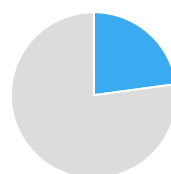
Publications in Top 10% Journal Percentiles by CiteScore Percentile

Entity: Publications at Universidade Estadual de Campinas within COVID-19 Research | 2015 to 2020 ·

Year range: 2015 to 2020 ·

Data source: Scopus, up to 13 Jan 2021 ·

Publications in top 10% journals by CiteScore Percentile



Publications at Universidade Estadual de Campinas within COVID-19 Research | 2015 to 2020
22.9%

International Collaboration summary

Entity: Publications at Universidade Estadual de Campinas within COVID-19 Research | 2015 to 2020

Year range: 2015 to 2020 ·

Data source: Scopus, up to 13 Jan 2021 ·

Publications co-authored with institutions in other countries/regions



Publications at Universidade Estadual de Campinas within COVID-19 Research | 2015 to 2020
34.5%

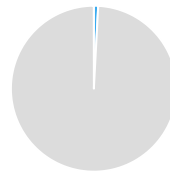
Academic-Corporate Collaboration summary

Entity: Publications at Universidade Estadual de Campinas within COVID-19 Research | 2015 to 2020

Year range: 2015 to 2020 ·

Data source: Scopus, up to 13 Jan 2021 ·

Publications with both academic and corporate affiliations



Publications at Universidade Estadual de Campinas within COVID-19 Research | 2015 to 2020
0.8%

Topic Clusters

Entity: Publications at Universidade Estadual de Campinas within COVID-19 Research | 2015 to 2020 ·

Year range: 2015 to 2020 · Data source: Scopus, up to 13 Jan 2021 ·

Topic Cluster	At this Publication Set			Worldwide
	Scholarly Output	Publication Share	Field-Weighted Citation Impact	Prominence percentile
Rotavirus; Norovirus; Coronavirus ... TC.403	35	0.08% ▲	5.56	78.046
Human Influenza; Orthomyxoviridae; Influenza Vaccines ... TC.147	6	0.02% ▲	1.28	91.566
Students; Medical Students; Education ... TC.43	4	0.01% ▲	1.62	94.378
HIV; HIV Infections; HIV-1 ... TC.17	3	0.01% ▲	1.29	95.984
Obesity; Motor Activity; Child ... TC.18	3	0.00% ▲	0.00	98.862
Pregnancy; Pre-Eclampsia; Women ... TC.85	3	0.01% ▲	0.93	90.763
Publications; Periodicals As Topic; Research ... TC.275	3	0.01% ▲	0.66	87.617
Violence; Women; Child ... TC.310	3	0.01% ▲	3.30	85.408
Brazil; Health; Nursing ... TC.390	3	0.02% ▲	1.00	43.440
Oral Health; Periodontitis; Dental Caries ... TC.125	2	0.01% ▲	1.00	83.199

Topic Clusters

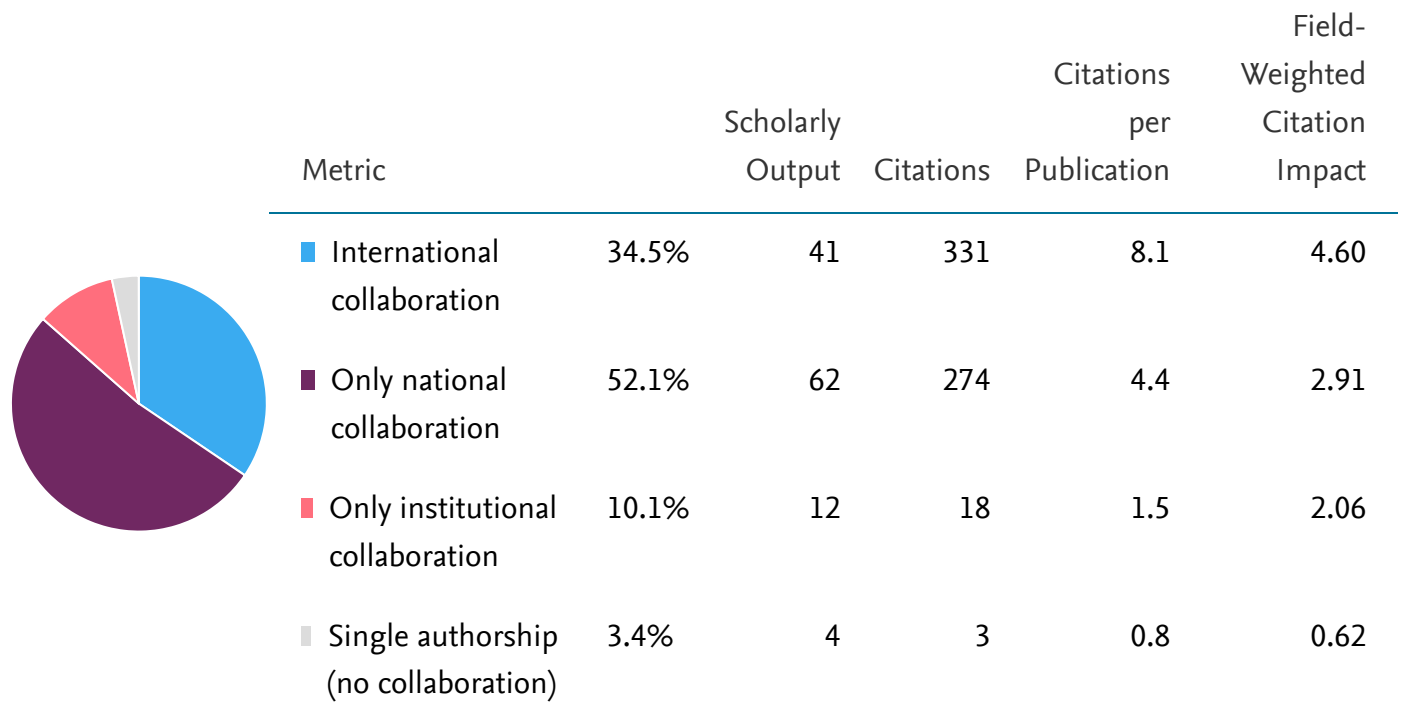
Topic Cluster	At this Publication Set			Worldwide	
	Scholarly Output	Publication Share	Field-Weighted Citation Impact	Prominence percentile	
Dengue; Viruses; Dengue Virus ... TC.170	2	0.01% ▲	0.46	94.846	
Malaria; Plasmodium Falciparum; Parasites ... TC.180	2	0.01% ▲	4.63	86.345	
Metagenome; Probiotics; Bacteria ... TC.215	2	0.00% ▲	2.04	98.728	
Post-Traumatic Stress Disorders; Wounds And Injuries; Disasters ... TC.283	2	0.01% ▲	6.29	84.806	
Contraception; Women; Contraceptive Agents ... TC.409	2	0.02% ▲	3.45	59.371	
Infertility; Twins; Assisted Reproductive Techniques ... TC.625	2	0.02% ▲	4.35	55.355	
Tooth; Bone And Bones; Dentin ... TC.14	1	0.00% ▲	1.07	94.177	
Anti-Bacterial Agents; Infection; Methicillin-Resistant Staphylococcus Aureus ... TC.16	1	0.00% ▲	0.00	98.126	
Spine; Patients; Low Back Pain ... TC.23	1	0.00% ▲	3.16	92.637	
Atrial Fibrillation; Patients; Catheter Ablation ... TC.25	1	0.00% ▲	0.00	93.641	

Collaboration

Entity: Publications at Universidade Estadual de Campinas within COVID-19 Research | 2015 to 2020 ·

Year range: 2015 to 2020 · Data source: Scopus, up to 13 Jan 2021 ·

Scholarly Output in Publications at Universidade Estadual de Campinas within COVID-19 Research | 2015 to 2020, by amount of international, national and institutional collaboration

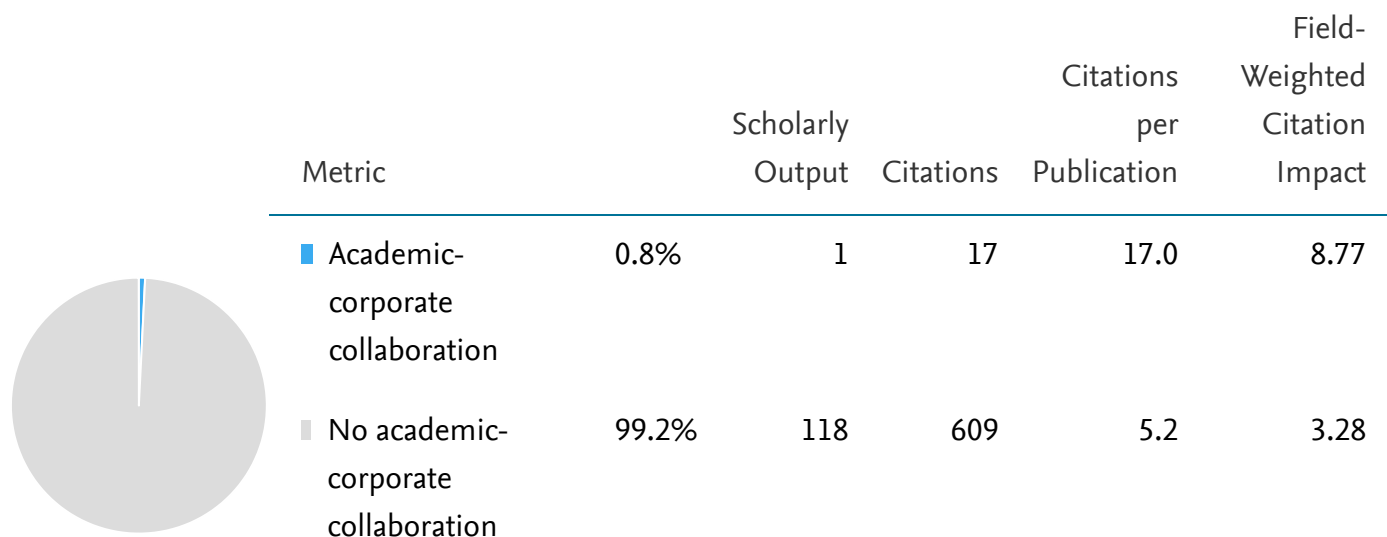


Academic-Corporate Collaboration

Entity: Publications at Universidade Estadual de Campinas within COVID-19 Research | 2015 to 2020 ·

Year range: 2015 to 2020 · Data source: Scopus, up to 13 Jan 2021 ·

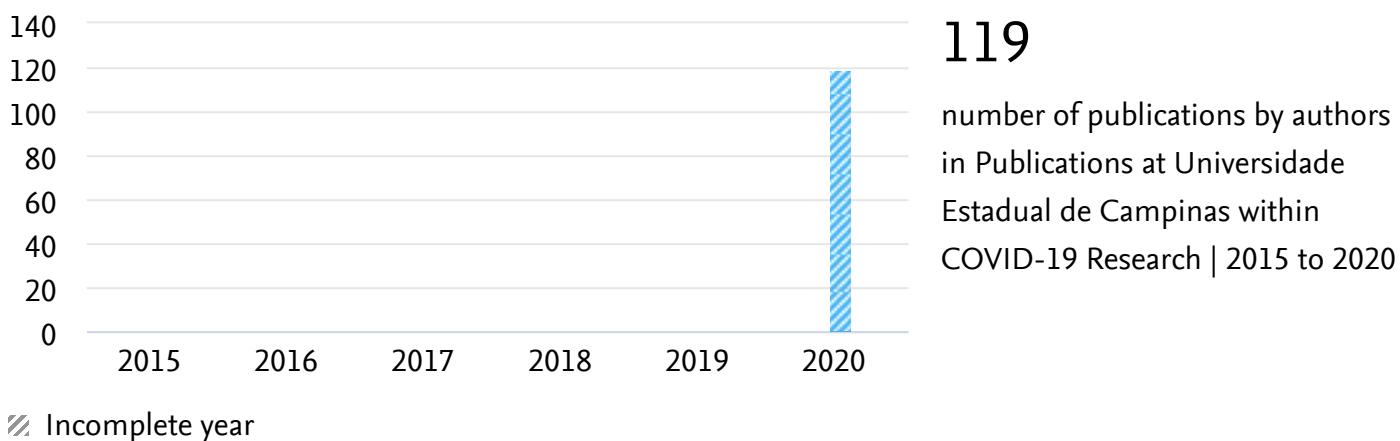
Scholarly Output in Publications at Universidade Estadual de Campinas within COVID-19 Research | 2015 to 2020 with both academic and corporate author affiliations



Scholarly Output

Entity: Publications at Universidade Estadual de Campinas within COVID-19 Research | 2015 to 2020 ·

Year range: 2015 to 2020 · Data source: Scopus, up to 13 Jan 2021 ·



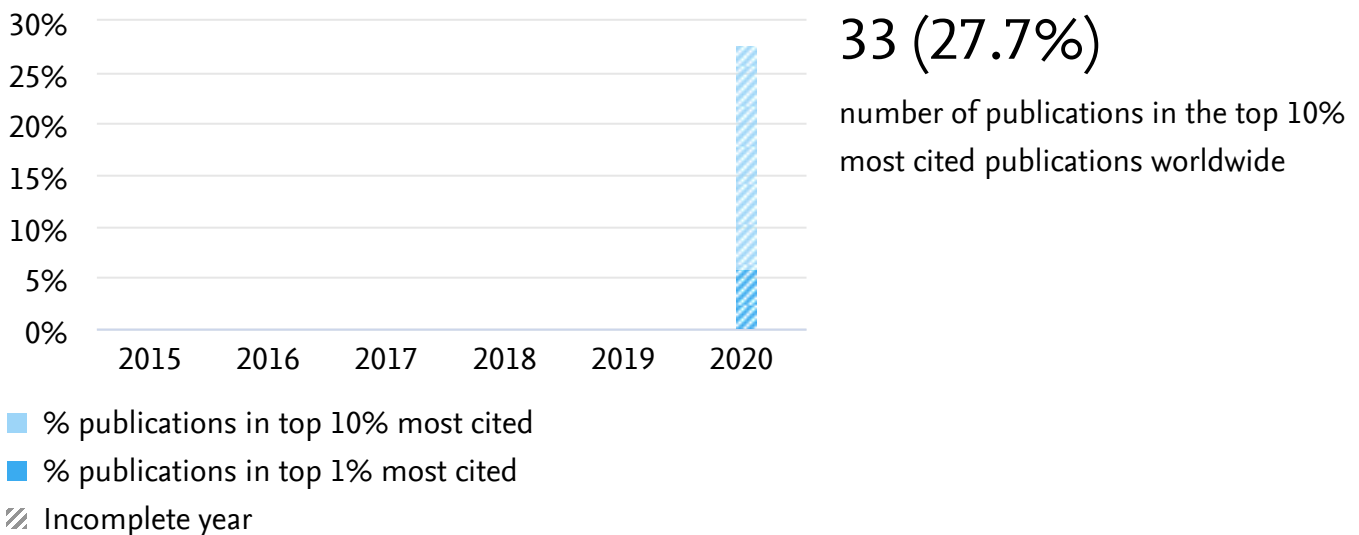
Outputs in Top 10% Citation Percentiles (field-weighted)

Entity: Publications at Universidade Estadual de Campinas within COVID-19 Research | 2015 to 2020 ·

Year range: 2015 to 2020 · Data source: Scopus, up to 13 Jan 2021 ·

Share of publications in Publications at Universidade Estadual de Campinas within COVID-19 Research | 2015 to 2020 that are among the most cited publications worldwide

field-weighted

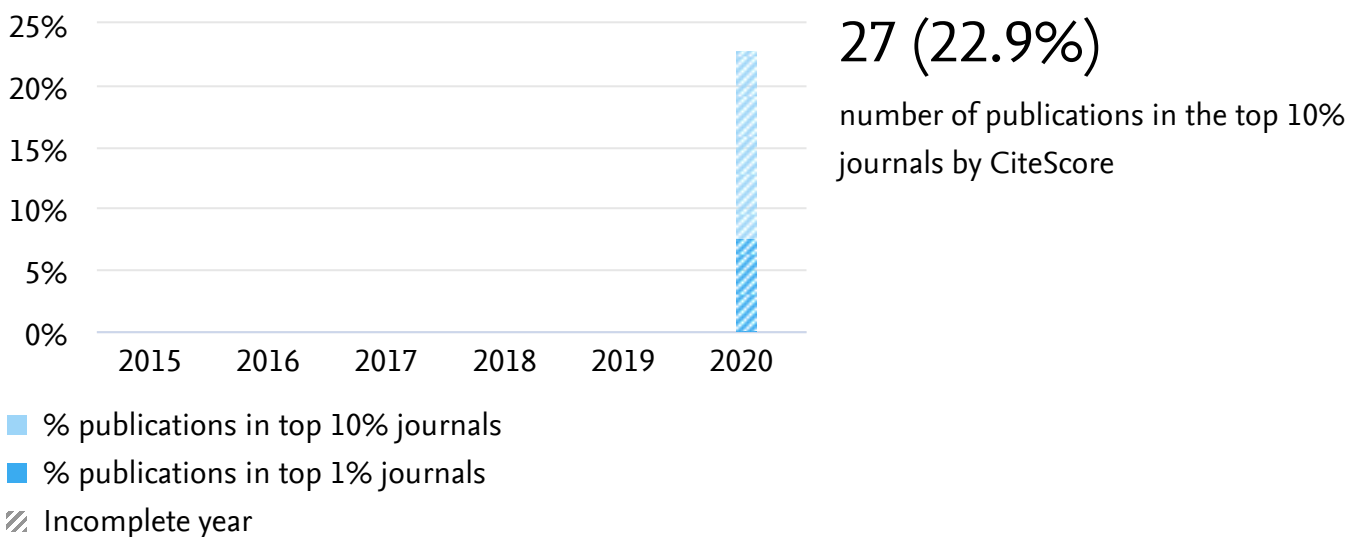


Publications in Top Journal Percentiles by CiteScore Percentile

Entity: Publications at Universidade Estadual de Campinas within COVID-19 Research | 2015 to 2020 ·

Year range: 2015 to 2020 · Data source: Scopus, up to 13 Jan 2021 ·

Share of publications in Publications at Universidade Estadual de Campinas within COVID-19 Research | 2015 to 2020 that are in the top journals by CiteScore Percentile



Most cited publications

Entity: Publications at Universidade Estadual de Campinas within COVID-19 Research | 2015 to 2020 ·

Year range: 2015 to 2020 · Data source: Scopus, up to 13 Jan 2021 ·


Publication	Citations
<p>Practical recommendations for the management of diabetes in patients with COVID-19. Bornstein, S.R., Rubino, F., Khunti, K. and 17 more (2020) <i>The Lancet Diabetes and Endocrinology</i>, 8 (6), pp. 546-550.</p>	195
<p>COVID-19 pandemic: Impacts on the air quality during the partial lockdown in São Paulo state, Brazil. Nakada, L.Y.K., Urban, R.C. (2020) <i>Science of the Total Environment</i>, 730.</p>	104
<p>Déjà vu: Stimulating open drug discovery for SARS-CoV-2. Ekins, S., Mottin, M., Ramos, P.R.P.S. and 9 more (2020) <i>Drug Discovery Today</i>, 25 (5), pp. 928-941.</p>	26
<p>Elevated Glucose Levels Favor SARS-CoV-2 Infection and Monocyte Response through a HIF-1α/Glycolysis-Dependent Axis. Codo, A.C., Davanzo, G.G., Monteiro, L.D.B. and 41 more (2020) <i>Cell Metabolism</i>, 32 (3), pp. 437-446.e5.</p>	25
<p>Clinical manifestations of children with COVID-19: A systematic review. de Souza, T.H., Nadal, J.A., Nogueira, R.J.N. and 2 more (2020) <i>Pediatric Pulmonology</i>, 55 (8), pp. 1892-1899.</p>	21

Publications by Journal quartile

Entity: Publications at Universidade Estadual de Campinas within COVID-19 Research | 2015 to 2020 ·

Year range: 2015 to 2020 · Data source: Scopus, up to 13 Jan 2021 ·

Share of publications per Journal quartile by CiteScore Percentile



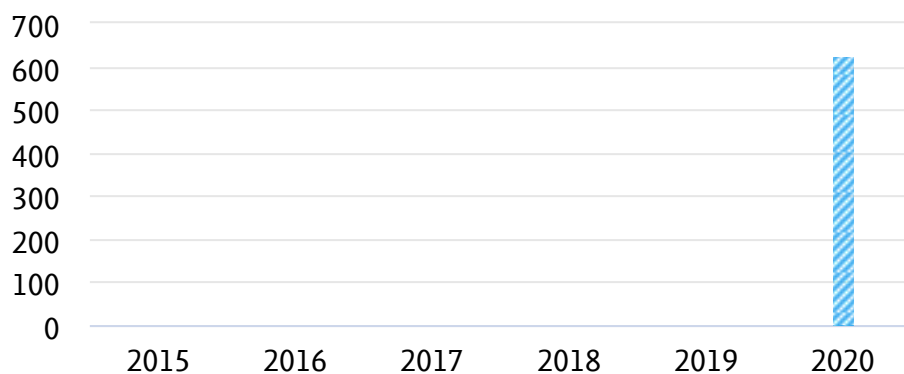
▨ Incomplete year

Quartiles	Publications	Publication share (%)
■ Q1 (top 25%)	49	41.5
■ Q2 (26% - 50%)	30	25.4
■ Q3 (51% - 75%)	28	23.7
■ Q4 (76% - 100%)	11	9.3
Cumulative shares	Publications	Publication share (%)
Q1 to Q2 (top 50%)	79	66.9
Q1 to Q3 (top 75%)	107	90.7

Citation Count

Entity: Publications at Universidade Estadual de Campinas within COVID-19 Research | 2015 to 2020 ·

Year range: 2015 to 2020 · Data source: Scopus, up to 13 Jan 2021 ·



▨ Incomplete year

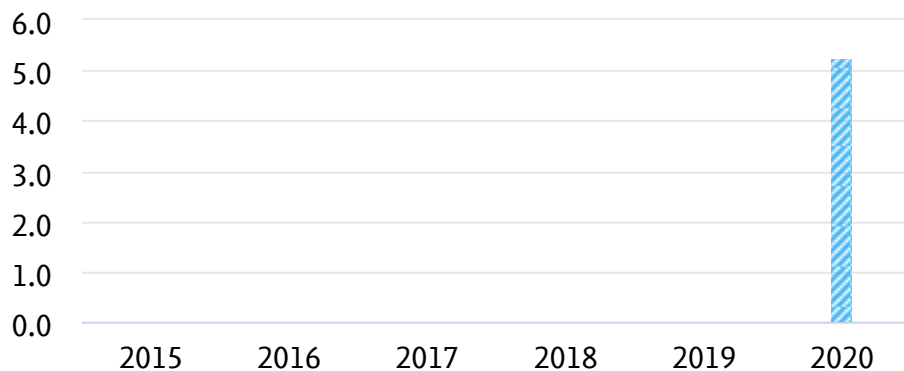
626

number of citations received by publications in Publications at Universidade Estadual de Campinas within COVID-19 Research | 2015 to 2020

Citations per Publication

Entity: Publications at Universidade Estadual de Campinas within COVID-19 Research | 2015 to 2020 ·

Year range: 2015 to 2020 · Data source: Scopus, up to 13 Jan 2021 ·



5.3

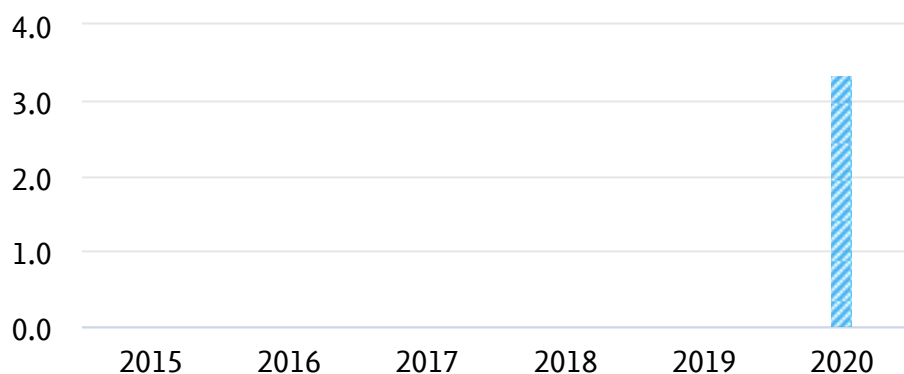
average number of citations per publication in Publications at Universidade Estadual de Campinas within COVID-19 Research | 2015 to 2020

▨ Incomplete year

Field-Weighted Citation Impact

Entity: Publications at Universidade Estadual de Campinas within COVID-19 Research | 2015 to 2020 ·

Year range: 2015 to 2020 · Data source: Scopus, up to 13 Jan 2021 ·



3.33

Field-Weighted Citation Impact of Publications at Universidade Estadual de Campinas within COVID-19 Research | 2015 to 2020

▨ Incomplete year

Top Authors

Entity: Publications at Universidade Estadual de Campinas within COVID-19 Research | 2015 to 2020 ·

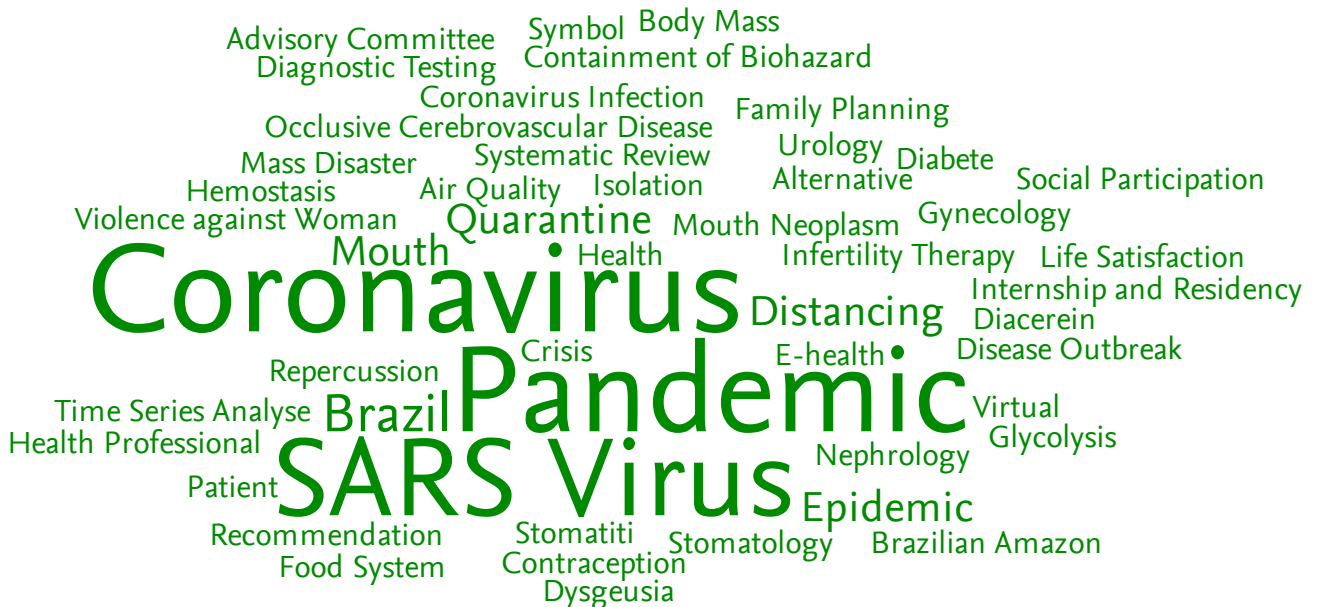
Year range: 2015 to 2020 · Data source: Scopus, up to 13 Jan 2021 ·

Name	Scholarly Output	Most recent publication	Citations	<i>h</i> -index
1. Machado, Renato Assis	9	2020	31	8
2. Martelli-Júnior, Hercílio	7	2020	30	20
3. Santos-Silva, A. R.	6	2020	26	18
4. Martelli, Daniella Reis Barbosa	5	2020	5	11
5. Bonan, Paulo Rogério Ferreti	5	2020	27	14

Keyphrase analysis

Entity: Publications at Universidade Estadual de Campinas within COVID-19 Research | 2015 to 2020 ·

Year range: 2015 to 2020 · Data source: Scopus, up to 13 Jan 2021 ·





AAA relevance of keyphrase | declining AAA growing (2015-2019)

Collaborating Institutions


Entity: Publicações at Universidade Estadual de Campinas within COVID-19 Research | 2015 to 2020 ·


Year range: 2015 to 2020 · Data source: Scopus, up to 13 Jan 2021 ·

Institution	Scholarly Output	Views Count	Field-Weighted Citation Impact	Citation Count
 Universidade Estadual de Campinas	119	2,405	3.33	626
 Universidade de São Paulo	43	712	2.73	147
 Universidade Federal de Minas Gerais	14	169	1.85	43
 Universidade Federal de São Paulo	13	132	1.64	25
 Universidade Federal da Bahia	10	102	0.41	9
 Universidade Estadual de Montes Claros	9	151	3.39	31
 Universidade Federal de Sergipe	9	115	0.55	8
 Fundação Oswaldo Cruz	7	120	1.16	10
 Universidade Federal da Paraíba	7	120	3.75	27
 Universidade Federal de Pernambuco	7	92	1.77	12

Metric 1: Scholarly Output 
Types of publications included: all.

Metric 2: Views Count

Metric 3: Field-Weighted Citation Impact 
Types of publications included: all.

Metric 4: Citation Count 
Types of publications included: all. Self-citations included: yes.